



Joson-Care 2024

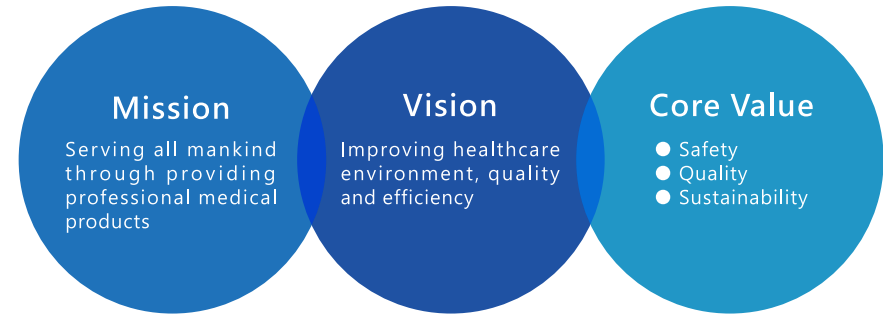


Safety Quality Sustainability






Business
Concept

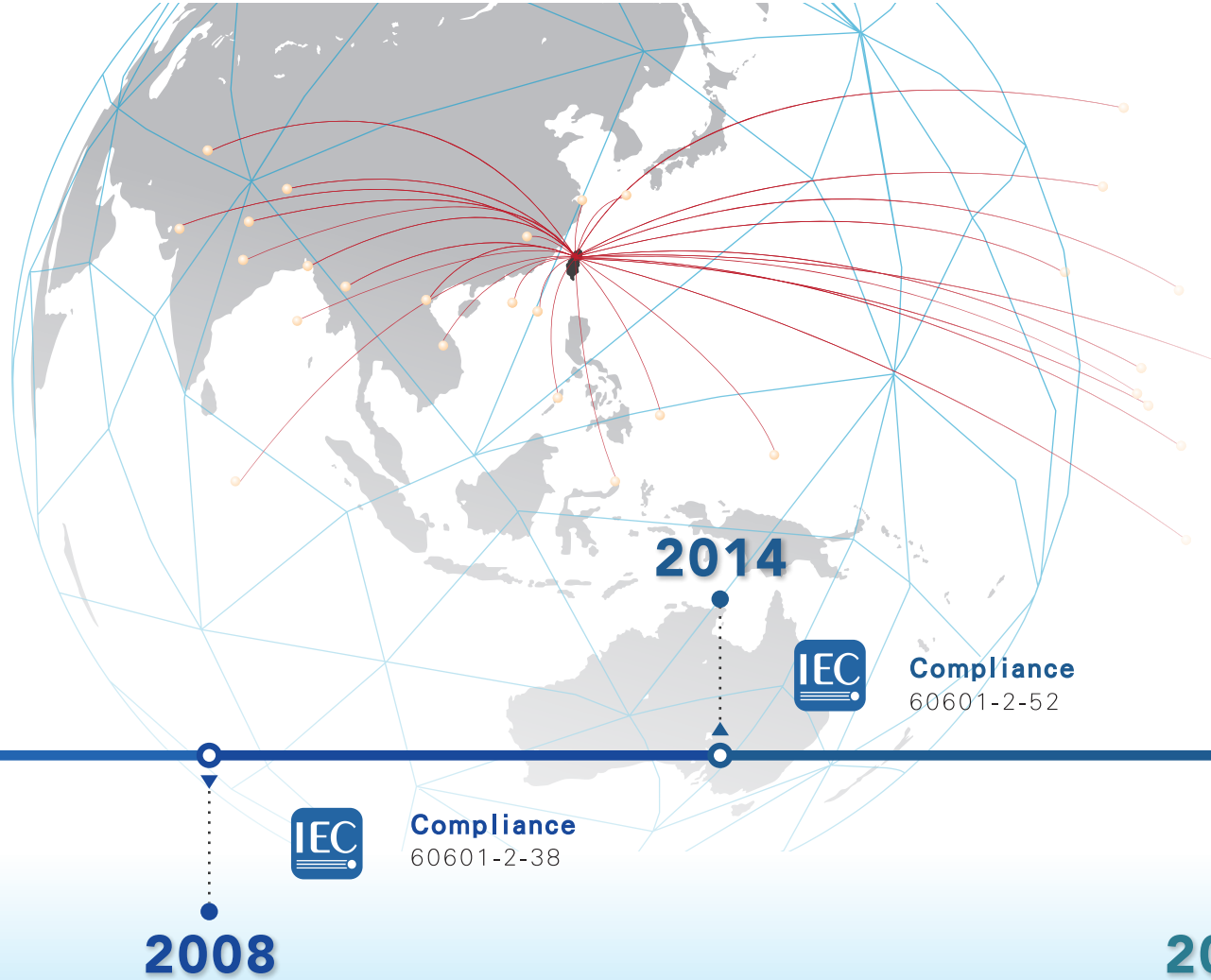


History




Established in 2000, Joson-Care Co., Ltd. is Taiwan's premier manufacturer of hospital beds and ward equipment. We uphold rigorous quality control standards to deliver exceptional accuracy, durability, and reliability, while maximizing the use of renewable resources.





So far, we have sold our products to more than 40 countries. Such as U.S.A, Japan, France, South Korea, India, Iran, Panama, Thailand, Turkey and U.A.E.

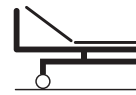
Joson-Care's manufacturing system is meticulously designed to adhere to ISO 13485 and Quality Management System (QMS) standards. This rigorous approach ensures that our processes consistently deliver high-quality products, precisely meeting and often exceeding customer expectations for safety, performance, and reliability.



Pediatric Bed series



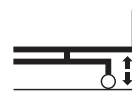
JC-012



Head Elevation
0~80°



Knee Elevation
0~40°

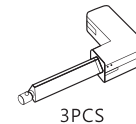


Bed Elevation



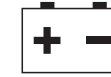
170KG

Work Load



3PCS

Actuator



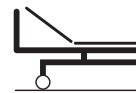
Backup Battery



IP66

Actuator/Control
Box

JC-011



Head Elevation
0~80°



Knee Elevation
0~40°



90KG

Work Load

JC-010



Head Elevation
0~80°



90KG

Work Load

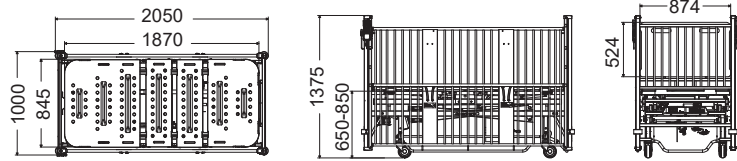
JC-012

Electric Pediatric Bed



Safety Siderail Handle

Attendant Control Panel (ACP)



unit: mm



Attendant Control Panel (ACP)



Safety Siderail Handle



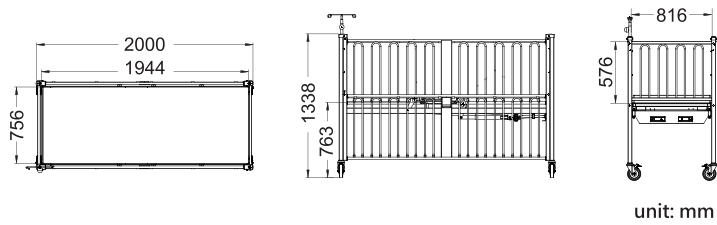
Remote Controller



Dust-Proof Lockable Castor

JC-011

Manual Pediatric Bed



Manual 2 Cranks



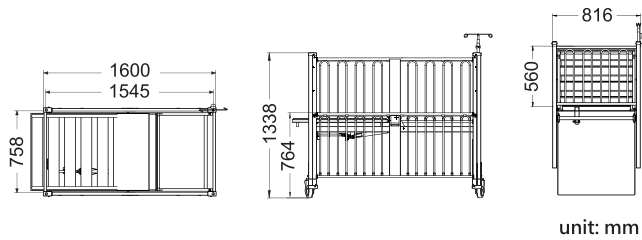
Solid Structure



Safety Siderail Handle


JC-010

Manual Pediatric Bed



JC-031 Infant Crib

Size : L700 x W440 x H910mm
 ±20mm tolerance in all dimensions
 Frame : ABS Plastic, Acrylic Basin
 Basin Angle: 0~20°



JC-030 Infant Crib

Size : L680 x W380 x H760mm
 ±20mm tolerance in all dimensions
 Frame : SUS304, Acrylic Baby Basin



| Specification | JC-012 | JC-011 | JC-010 |
|------------------------------|-----------------------|----------------------|----------------------|
| Overall bed length | L : 2050mm | L : 2000mm | L : 1600mm |
| Overall bed width | W : 1000mm | W : 816mm | W : 816mm |
| Overall mattress base length | L : 1870mm | L : 1944mm | L : 1545mm |
| Overall mattress base width | W : 845mm | W : 756mm | W : 758mm |
| Overall bed height | H : 650~850mm | H : 763mm | H : 764mm |
| Head Elevation | 0~80° | 0~80° | 0~80° |
| Knee Elevation | 0~40° | 0~40° | None |
| Work Load | 170kg | 90kg | 90kg |
| Frame Material | SUS304+Powder Coated | SUS304+Powder Coated | SUS304+Powder Coated |
| Castor Diameter | 5" | 4" | 4" |
| Actuator | 3 | Manual (2 Cranks) | Manual (1 Crank) |
| Volts & Frequency | AC 100-240V ; 50/60Hz | None | None |
| Backup Battery | DC 24V 2.0Ah | None | None |
| Actuator/Control Box | IP66 | None | None |

| Applicable mattress size (mm) | JC-012 | JC-011 | JC-010 |
|-------------------------------|----------------|----------------|----------------|
| | L1850xW830xH30 | L1920xW720xH30 | L1440xW780xH76 |

±20mm tolerance in all dimensions ±30mm in siderail width +5° -0° tolerance in angle degree

| Features | JC-012 | JC-011 | JC-010 |
|--|-------------------------------------|-------------------------------------|-------------------------------------|
| Remote Controller | <input checked="" type="checkbox"/> | | |
| Bumper | <input checked="" type="checkbox"/> | | |
| Attendant Control Panel | <input checked="" type="checkbox"/> | | |
| Electric CPR | <input checked="" type="checkbox"/> | | |
| Lock-Out Function | <input checked="" type="checkbox"/> | | |
| Auto Regression | <input checked="" type="checkbox"/> | | |
| Dust-Proof Central Braking/Steering Module | <input checked="" type="checkbox"/> | | |
| Dust-Proof Lockable Castor | <input type="checkbox"/> | | |
| Lockable Castor | | <input checked="" type="checkbox"/> | <input checked="" type="checkbox"/> |
| IV Pole Hole | <input checked="" type="checkbox"/> | <input checked="" type="checkbox"/> | <input checked="" type="checkbox"/> |

Standard Option



Joson-Care Enterprise Co., Ltd.

No.11, Aly. 77, Ln. 180, Hushan St., Guishan Dist., Taoyuan City 333024, Taiwan

☎ +886-3-329-0925

✉ overseas@joson-care.com.tw

🌐 www.joson-care.com

Taichung Office

1F., No. 280, Chengdu Rd., Xitun Dist.,
Taichung City 407403, Taiwan

TEL : +886-4-2316-0743

Tainan Office

No. 732, Sec. 1, Zhongzheng Rd., Rende Dist.,
Tainan City 717010, Taiwan

TEL : +886-6-266-2809



Document No.: JCQB-031
Release Date: 2024.06.01
Version: L